

DAILY SPICES REPORT

29 Sep 2023

- JEERA
- DHANIYA
- TURMERIC



NCDEX Future Market Update

| Commodity | Expiry | Open | High | Low | Close | % Change |
|-----------|-----------|-----------|-----------|-----------|-----------|----------|
| TURMERIC | 20-Oct-23 | 13,290.00 | 13,500.00 | 12,772.00 | 13,376.00 | 2.26 |
| TURMERIC | 20-Dec-23 | 13,564.00 | 14,150.00 | 13,232.00 | 13,928.00 | 1.06 |
| JEERA | 20-Oct-23 | 58,605.00 | 59,395.00 | 58,160.00 | 58,870.00 | -0.08 |
| JEERA | 20-Nov-23 | 59,535.00 | 60,750.00 | 59,500.00 | 60,320.00 | 0.15 |
| DHANIYA | 20-Oct-23 | 6,780.00 | 6,850.00 | 6,700.00 | 6,792.00 | -0.09 |
| DHANIYA | 20-Nov-23 | 6,968.00 | 7,040.00 | 6,850.00 | 7,002.00 | 0.03 |

Spot Market Update

| Commodity | Place | Price | % Chg |
|----------------------------|-----------|-----------|-------|
| Jeera | उंझा | 59,828.70 | -0.14 |
| Jeera | जोधपुर | 61,500.00 | -0.81 |
| Dhaniya | गोंडल | 7,104.75 | -0.01 |
| Dhaniya | कोटा | 7,115.20 | 0.55 |
| Turmeric (Unpolished) | निजामाबाद | 12,595.45 | -0.44 |
| Turmeric (Farmer Polished) | निजामाबाद | 13,327.10 | -0.08 |

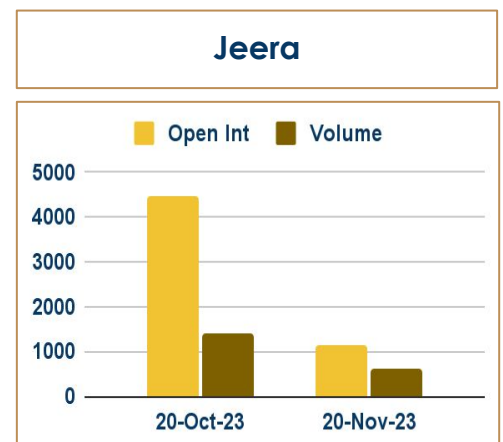
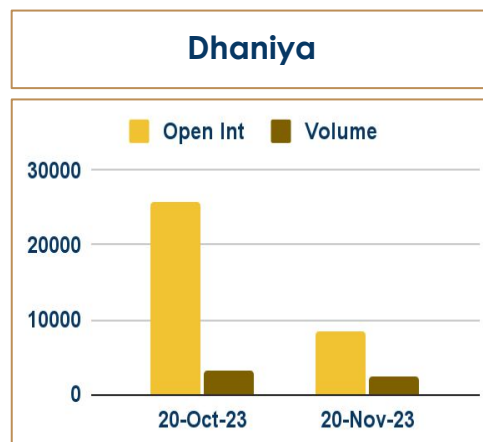
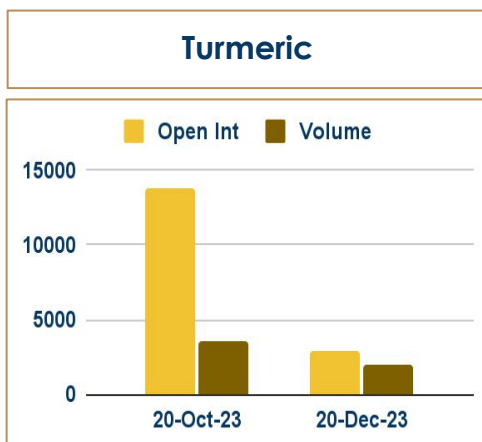
Currency Market Update

| Currency | Country | Rates |
|----------|------------|--------|
| USDINR | India | 83.13 |
| USDCNY | China | 7.30 |
| USDBDT | Bangladesh | 109.99 |
| USDHKD | Hongkong | 7.83 |
| USDMYR | Malaysia | 4.69 |
| USDAED | UAE | 3.67 |
| EURUSD | Europe | 1.06 |

Open Interest Snapshot

| Commodity | Expiry | % Change | % Oi Change | Oi Status |
|-----------|-----------|----------|-------------|------------------|
| TURMERIC | 20-Oct-23 | 2.26 | -2.57 | Short Covering |
| TURMERIC | 20-Dec-23 | 1.06 | 12.40 | Fresh Buying |
| JEERA | 20-Oct-23 | -0.08 | -5.18 | Long Liquidation |
| JEERA | 20-Nov-23 | 0.15 | 35.46 | Fresh Buying |
| DHANIYA | 20-Oct-23 | -0.09 | -5.08 | Long Liquidation |
| DHANIYA | 20-Nov-23 | 0.03 | 13.83 | Fresh Buying |

OI & Volume Chart



Technical Snapshot



BUY JEERA OCT @ 58500 SL 58000 TGT 59200-59800. NCDEX

Spread JEERA NOV-OCT 1450.00

Observations

Jeera trading range for the day is 57580-60040.

Jeera dropped amid profit booking after prices gained due to shrinking supplies in the local market.

Increased festive demand and limited availability of quality crops in the market is prompting miller to buy

However, sluggish export demand is still a major concern for Indian traders

In Unjha, a major spot market, the price ended at 59828.7 Rupees dropped by -0.14 percent.

Trading Levels

| Commodity | Expiry | Close | R2 | R1 | PP | S1 | S2 |
|-----------|-----------|-----------|----------|----------|----------|----------|----------|
| JEERA | 20-Oct-23 | 58,870.00 | 60040.00 | 59460.00 | 58810.00 | 58230.00 | 57580.00 |
| JEERA | 20-Nov-23 | 60,320.00 | 61440.00 | 60880.00 | 60190.00 | 59630.00 | 58940.00 |

Technical Snapshot



BUY DHANIYA OCT @ 6700 SL 6600 TGT 6800-6900. NCDEX

Spread **DHANIYA NOV-OCT** 210.00

Observations

Dhaniya trading range for the day is 6630-6930.

Dhaniya dropped as huge stocks with farmers and stockists weighed on prices.

However, downside seen limited amid increased festive buying along with robust export demand.

India's increased coriander production has led to a decline in the country's imports from other coriander-producing nations.

In Gondal, a major spot market, the price ended at 7104.75 Rupees dropped by -0.01 percent.

Trading Levels

| Commodity | Expiry | Close | R2 | R1 | PP | S1 | S2 |
|-----------|-----------|----------|---------|---------|---------|---------|---------|
| DHANIYA | 20-Oct-23 | 6,792.00 | 6930.00 | 6860.00 | 6780.00 | 6710.00 | 6630.00 |
| DHANIYA | 20-Nov-23 | 7,002.00 | 7154.00 | 7078.00 | 6964.00 | 6888.00 | 6774.00 |

Technical Snapshot



BUY TURMERIC OCT @ 13250 SL 13000 TGT 13600-13800. NCDEX

Spread TURMERIC DEC-OCT 552.00

Observations

Turmeric trading range for the day is 12488-13944.

Turmeric rose on low level buying after prices dropped driven by improved production outlook.

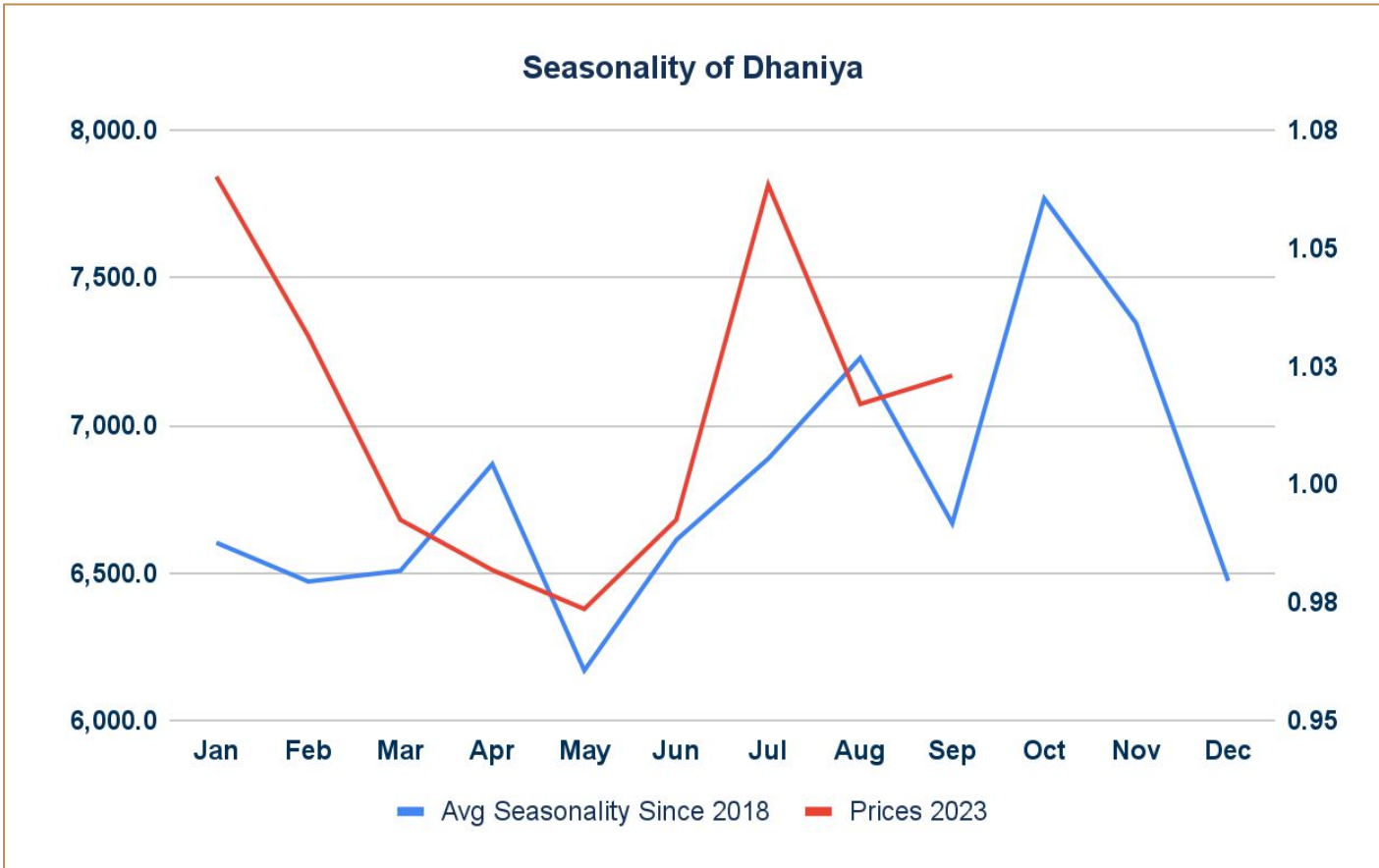
Market participants offloaded their positions in anticipation of rise in supplies in coming months

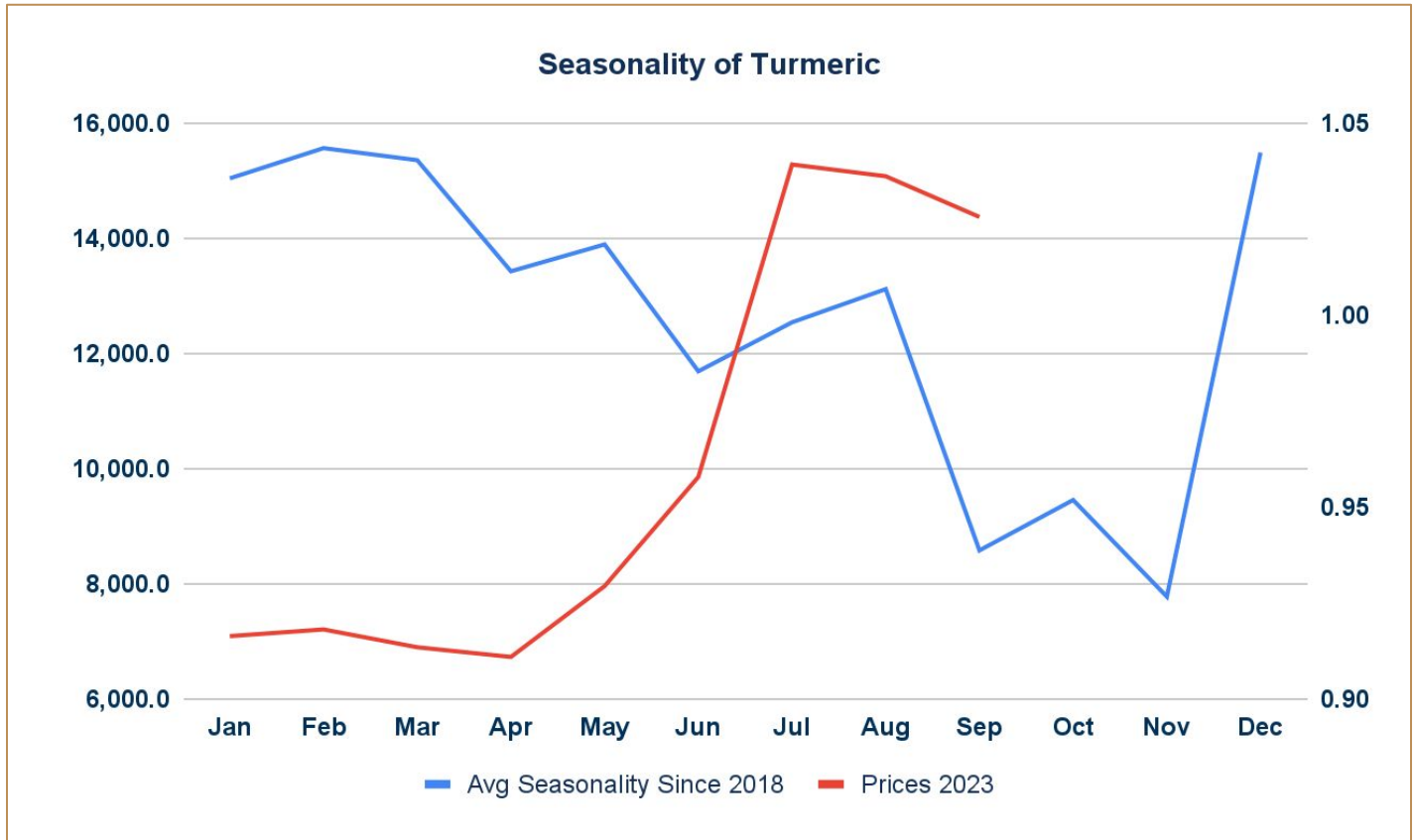
Demand has been subdued at prevailing levels as most of the produce are coming in the market are inferior quality.

In Nizamabad, a major spot market, the price ended at 13327.1 Rupees dropped by -0.08 percent.

Trading Levels

| Commodity | Expiry | Close | R2 | R1 | PP | S1 | S2 |
|-----------|-----------|-----------|----------|----------|----------|----------|----------|
| TURMERIC | 20-Oct-23 | 13,376.00 | 13944.00 | 13660.00 | 13216.00 | 12932.00 | 12488.00 |
| TURMERIC | 20-Dec-23 | 13,928.00 | 14688.00 | 14308.00 | 13770.00 | 13390.00 | 12852.00 |





Circulars

| Description | Notification Date |
|--|-------------------|
| Participation of Spices Board in "World Food India 2023" -reg | 26-09-2023 |
| NOTICE INVITING NOMINATIONS FOR AWARDS BY INTERNATIONAL PEPPER COMMUNITY FOR THE EXCELLENCE IN EXPORT OF VALUE ADDED PEPPER PRODUCTS AND FOR THE EXCELLENCE IN MANUFACTURE OF INNOVATIVE PRODUCT / PRODUCTS OF PEPPER FOR THE YEAR 202 | 25-09-2023 |
| EXTENSION OF VALIDITY OF LICENSE AS CARDAMOM DEALER FOR THE CURRENT BLOCK PERIOD 2020-23. | 31-08-2023 |
| SCHEDULE FOR CONDUCTING E-AUCTIONS AT E-AUCTION CENTRE AT PUTTADY & BODINAYAKANUR FROM 30.08.2023 TO 11.10.2023 | 26-08-2023 |
| SCHEDULE FOR CONDUCTING SPECIAL E-AUCTION FOR CARDAMOM (SMALL). | 26-08-2023 |
| List of Holidays for Cardamom E-auction Centres for the Crop Season 2023-24. | 13-03-2023 |
| | |

This Report is prepared and distributed by Kedia Stocks & Commodities Research Pvt Ltd. Our SEBI REGISTRATION NUMBER - INH000006156. for information purposes only. The recommendations, if any, made herein are expressions of views and/or opinions and should not be deemed or construed to be neither advice for the purpose of purchase or sale through KSCRPL nor any solicitation or offering of any investment /trading opportunity. These information/opinions/ views are not meant to serve as a professional investment guide for the readers. No action is solicited based upon the information provided herein. Recipients of this Report should rely on information/data arising out of their own investigations. Readers are advised to seek independent professional advice and arrive at an informed trading/investment decision before executing any trades or making any investments. This Report has been prepared on the basis of publicly available information, internally developed data and other sources believed by KSCRPL to be reliable. KSCRPL or its directors, employees, affiliates or representatives do not assume any responsibility for or warrant the accuracy, completeness, adequacy and reliability of such information/opinions/ views. While due care has been taken to ensure that the disclosures and opinions given are fair and reasonable, none of the directors, employees, affiliates or representatives of KSCRPL shall be liable for any direct, indirect, special, incidental, consequential, punitive or exemplary damages, including lost profits arising in any way whatsoever from the information/opinions/views contained in this Report. The possession, circulation and/or distribution of this Report may be restricted or regulated in certain jurisdictions by appropriate laws. No action has been or will be taken by KSCRPL in any jurisdiction (other than India), where any action for such purpose (s) is required. Accordingly, this Report shall not be possessed, circulated and/ or distributed in any such country or jurisdiction unless such action is in compliance with all applicable laws and regulations of such country or jurisdiction. KSCRPL requires such a recipient to inform himself about and to observe any restrictions at his own expense, without any liability to KSCRPL. Any dispute arising out of this Report shall be subject to the exclusive jurisdiction of the Courts in India.

KEDIA ADVISORY

KEDIA STOCKS & COMMODITIES RESEARCH PVT LTD

Mumbai, India

SEBI REGISTRATION NUMBER - INH000006156

For more details, please contact: +91 93234 06035 / 96195 51022

Email: info@kediaadvisory.com